

Instructions for High Altitude


CONVERSION KIT for G 334 X series Boilers

This kit and instructions are for converting the G334 X Series Boilers for use at elevations above 2000ft.

REQUIRED INPUT RATES

G 334 X-73 301 200 BTU/HR	G 334 X-92 378 300 BTU/HR	G 334X-116 476 000 BTU/HR	G 334X-132 541 500 BTU/HR
---------------------------------	---------------------------------	---------------------------------	---------------------------------

THE CONVERSION SHALL BE INSTALLED BY A QUALIFIED SERVICE AGENCY, IN ACCORDANCE WITH THE REQUIREMENTS OF THE MANUFACTURER, PROVINCIAL OR TERRITORIAL AUTHORITIES HAVING JURISDICTION AND IN ACCORDANCE WITH THE REQUIREMENTS OF THE CAN/CGA-B149.1 or CAN/CGA-B149.2 INSTALLATION CODES.



Notice: This manual must be retained for future reference!

Parts List for converting the boilers for high altitude installations

This kit contains the following parts:

- Main Gas Burner orifice and gaskets.
- Conversion data plate to be filled out and affixed to the appliance.
- Conversion Instructions.

TO CONVERT THE BOILER FOR USE AT HIGH ALTITUDE, THE FOLLOWING INSTRUCTIONS SHALL BE ADHERED TO

The boiler shall be converted prior to installation.

1. Remove Control Access Panel from the boiler, fig.1
2. Remove main gas orifices and washers from burner assembly fig. 2.
3. Install new orifices and washers supplied with kit, ensure orifices are the proper size for your boiler application per the following tables, see page 3.
4. Fill out the required information on the conversion plate and affix the plate to the outside of the boiler jacket as close as possible to the existing rating plate.
5. If the boiler has not been placed into operation, follow the installation instructions in "The Installation, Operation and Maintenance Manual" supplied with the boiler.

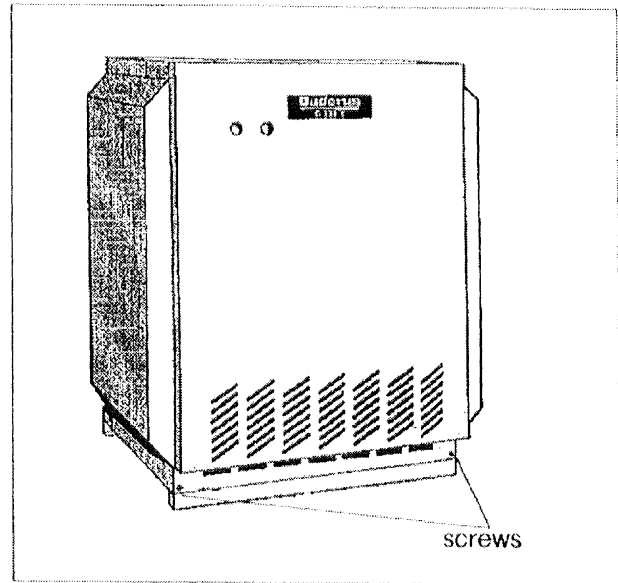


Fig.1

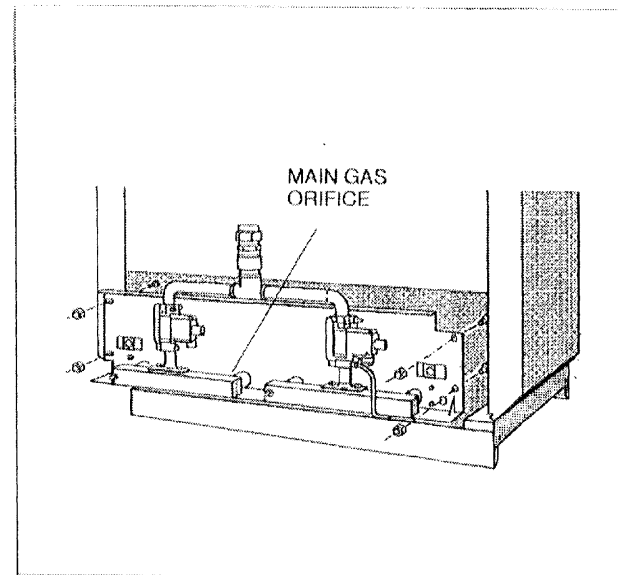


Fig.2

Orifice Sizes/Kit-Numbers – Propane Gas				
Elevation in feet				
Model	0-2000		2001-4500	
	Orifice Size	Kit-Number	Orifice Size	Kit-Number
G334X-73	2.35 mm	G 334 X 73 P 20	2.20 mm	G 334 X 73 P 45
G334X-92	2.40 mm	G 334 X 92 P 20	2.25 mm	G 334 X 92 P 45
G334X-116	2.50 mm	G 334 X 116 P 20	2.35 mm	G 334 X 116 P 45
G334X-132	2.50 mm	G 334 X 132 P 20	2.35 mm	G 334 X 132 P 45

Table 1

Orifice Sizes/Kit-Numbers – Natural Gas				
Elevation in feet				
Model	0-2000		2001-4500	
	Orifice Size	Kit-Number	Orifice Size	Kit-Number
G334X-73	3.60 mm	G 334 X 73 N 20	3.40 mm	G 334 X 73 N 45
G334X-92	3.70 mm	G 334 X 92 N 20	3.50 mm	G 334 X 92 N 45
G334X-116	3.90 mm	G 334 X 116 N 20	3.65 mm	G 334 X 116 N 45
G334X-132	3.90 mm	G 334 X 132 N 20	3.65 mm	G 334 X 132 N 45

Table 2

Manifold Pressure				
in inch wc				
Model	G334X-73	G334X-92	G334X-116	G334X-132
Propane Gas	10.4	10.3	10.3	10.2
Natural Gas	4.4	4.4	4.1	4.2

Table 3

Input Rate		
Elevation in feet		
Model	0-2000	2001-4500
G 334 X-73	301 200 BTU/h	271 100 BTU/h
G 334 X-92	378 300 BTU/h	340 400 BTU/h
G 334 X-116	476 000 BTU/h	428 400 BTU/h
G 334 X-132	541 500 BTU/h	487 300 BTU/h

Table 4

Manufacturer:

Buderus Hydronic Systems, Inc.

16 Industrial Way

Salem, N.H. 03079

Phone: (603) 898-0505 Fax: (603) 898-1055

